

2021

KANSAS BUREAU OF INVESTIGATION

**KANSAS LAW ENFORCEMENT
OFFICERS KILLED OR ASSAULTED IN
THE LINE OF DUTY**



FRONT COVER

The Kansas Law Enforcement Memorial was dedicated on May 8, 1987. The monument is a five-point star circled by a ring of tablets. Each of the tablets bears the names of those who have lost their lives in the line of duty since Kansas entered the Union.

The Kansas Law Enforcement Memorial is located on the northeastern corner of the state capitol grounds. The memorial honors law enforcement officers, who by virtue of their commitment to uphold the law and protect the citizens of Kansas, gave their lives in service to the people of this state.

www.kansaslawenforcementmemorial.com

LAW ENFORCEMENT OFFICERS KILLED IN THE LINE OF DUTY 2021



Police Officer
Stephen Evans
Burns Police Department
End of Watch: Monday, October 25, 2021

Age: 44
Tour: 16 years, 4 months
Badge #: 32
Cause: Automobile accident
Incident Date: 10/25/2020
Weapon: NA

Police Officer Stephen Evans was killed in a vehicle crash in the 5000 block of U.S. Highway 77 at about 5:00 pm.

Officer Evans served as a part-time officer with the Burns Police Department and as a full-time deputy with the Butler County Sheriff's Office for 16 months. He was the Burns Police Department's only officer. He had previously served with the Kansas Department of Corrections for 15 years. He is survived by his wife, three children, parents, and brother.

LAW ENFORCEMENT OFFICERS COVID-19 RELATED DEATHS 2021

The Effects of COVID on Law Enforcement

Beginning in early 2020, thousands of law enforcement officers and other first responders throughout the country began to contract COVID-19 during the worldwide pandemic. Due to the nature of their jobs, members of law enforcement were required to work and interact with the community even as the country was self-quarantined. As a result, hundreds of officers died from COVID-related illnesses and other complications.

The following Kansas law enforcement officers died related to complications from COVID-19. Some are still under review. This report may be amended at a later date to include additional names.

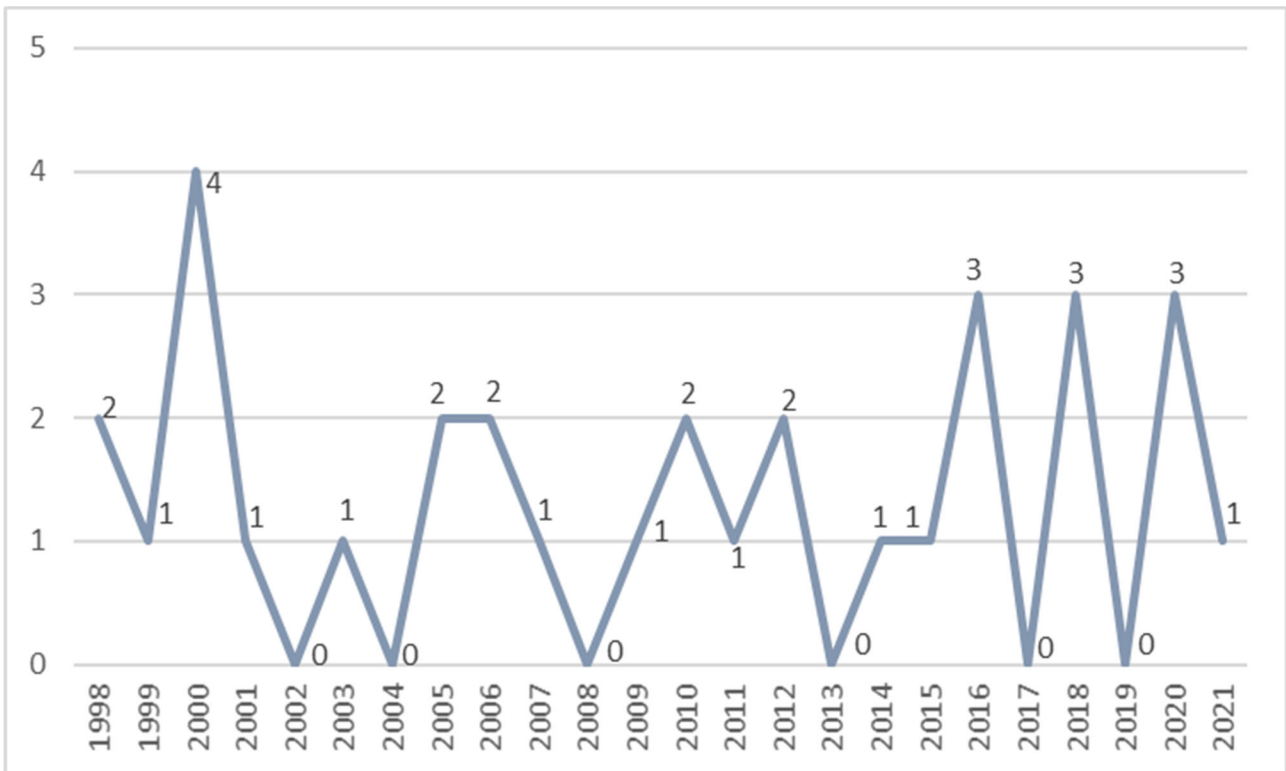
<u>OFFICER</u>	<u>AGENCY</u>	<u>END OF WATCH</u>
Captain Clay Germany	Wichita Police Department	July 9, 2021
Officer Freddie Castro	Overland Park Police Department	August 31, 2021
Officer Kerry Dick	Rossville Police Department	November 29, 2021
Officer Theodore Ohlemeier	Colwich Police Department	December 8, 2021
Sergeant Stacy Murrow	Linn County Sheriff's Office	December 27, 2021

OFFICERS KILLED IN THE LINE OF DUTY STATE OF KANSAS

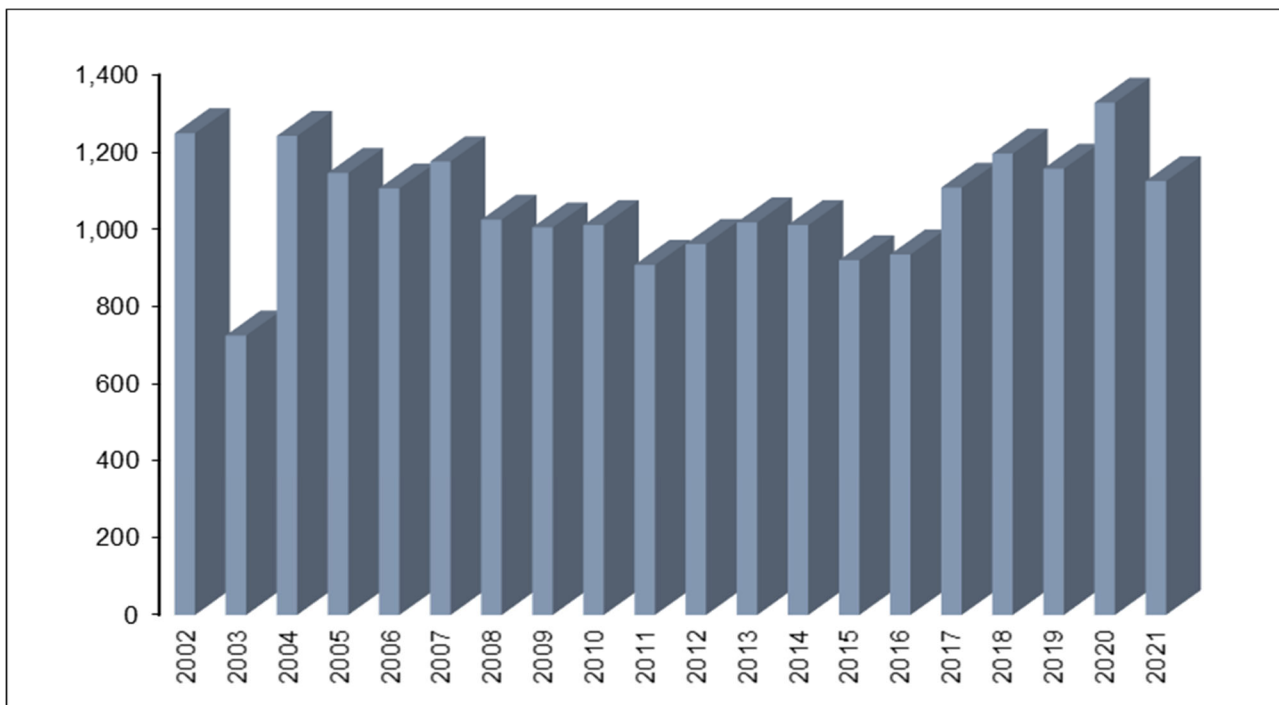
Year	Killed
1998	2
1999	1
2000	4
2001	1
2002	0
2003	1
2004	0
2005	2

Year	Killed
2006	2
2007	1
2008	0
2009	1
2010	2
2011	1
2012	2
2013	0

Year	Killed
2014	1
2015	1
2016	3
2017	0
2018	3
2019	0
2020	3
2021	1



LAW ENFORCEMENT OFFICERS ASSAULTED TREND 2002-2021



Year Reported	LEO Assaults	Percent Change
2002	1,248	-0.7%
2003	724	-42.0%
2004	1,241	71.4%
2005	1,145	-7.7%
2006	1,105	-3.5%
2007	1,175	6.3%
2008	1,024	-12.9%
2009	1,004	-2.0%
2010	1,010	0.6%
2011	907	-10.2%
2012	961	6.0%
2013	1,017	5.8%
2014	1,010	-0.7%
2015	919	-9.0%
2016	934	1.6%
2017	1,107	18.5%
2018	1,195	7.9%
2019	1,156	-3.3%
2020	1,327	14.8%
2021	1,124	-15.3%

- Anomalies in 2003 data appear to be the result of low numbers reported by Wichita PD as they transitioned to a new record management system. When using their annual average for law enforcement officer assaults, the statewide total for 2003 remains close to 1,000 which would eliminate 2003 as an outlier.

The data contained within this table reflect only the assaults submitted by local agencies through the Law Enforcement Officers Killed or Assaulted report.

ASSAULTS ON LAW ENFORCEMENT OFFICERS ASSIGNMENT BY CIRCUMSTANCE 2021

Circumstance	Two Person Vehicle	One Person Vehicle		Detective		Other	
		Alone	Assisted	Alone	Assisted	Alone	Assisted
Disturbance	25	104	250	0	4	3	27
Burglary	2	3	17	0	0	1	0
Robbery	0	1	0	0	0	0	0
Other Arrest	3	30	65	0	7	3	5
Civil Disorder	1	3	8	0	0	0	1
Prisoners	2	17	20	0	0	19	45
Suspicious	12	37	56	0	3	3	4
Ambush	0	2	0	0	0	0	0
Mentally Disturbed	9	21	59	0	2	4	23
Traffic Stop	6	35	48	0	0	1	4
All Other	8	26	67	3	4	5	16
Total	68	279	590	3	20	39	125

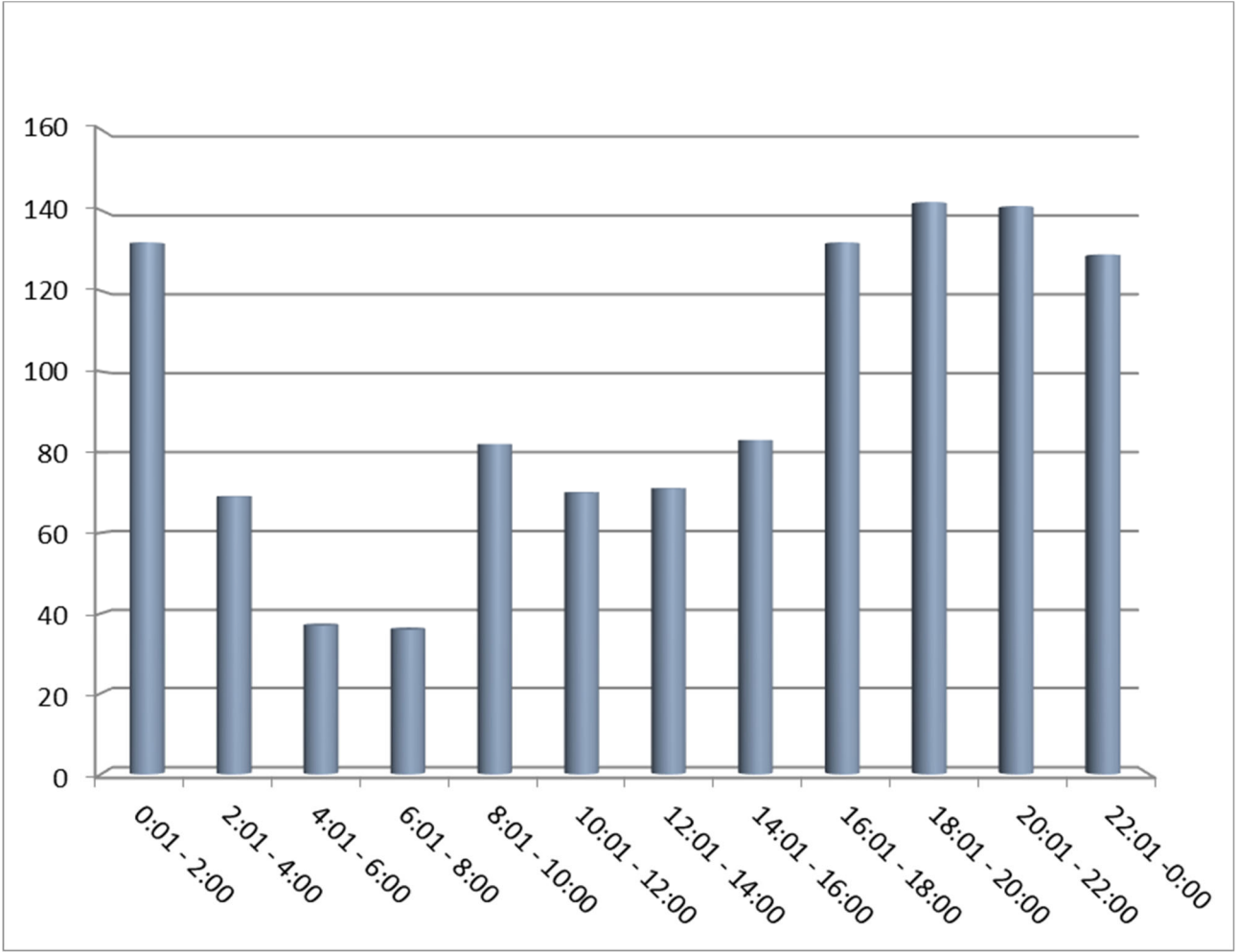
ASSAULTS ON LAW ENFORCEMENT OFFICERS ASSAULTS CLEARED

Circumstance	Total Assaults	Assaults Cleared	Percent Cleared
Disturbance	413	392	94.9%
Burglary	23	23	100.0%
Robbery	1	1	100.0%
Other Arrest	113	109	96.5%
Civil Disorder	13	13	100.0%
Prisoners	103	101	98.1%
Suspicious	115	111	96.5%
Ambush	2	2	100.0%
Mentally Disturbed	118	90	76.3%
Traffic Stop	94	90	95.7%
All Other	129	118	91.5%
Total	1,124	1,050	93.4%

Circumstance	2021 Cleared	2020 Cleared	2019 Cleared
Disturbance	94.9%	93.0%	95.7%
Burglary	100.0%	92.3%	100.0%
Robbery	100.0%	88.9%	100.0%
Other Arrest	96.5%	93.1%	93.0%
Civil Disorder	100.0%	27.4%	100.0%
Prisoners	98.1%	92.6%	96.0%
Suspicious	96.5%	97.2%	91.9%
Ambush	100.0%	25.0%	100.0%
Mentally Disturbed	76.3%	80.5%	80.5%
Traffic Stop	95.7%	93.0%	89.9%
All Other	91.5%	85.8%	93.3%
Total	93.4%	88.4%	92.7%

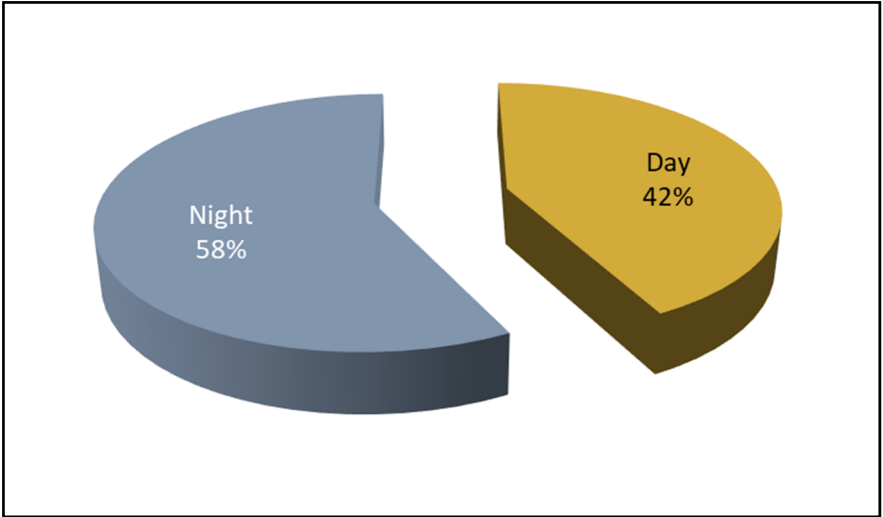
Law enforcement agencies can clear offenses by arrest or exceptional means (i.e., when they can identify the perpetrator but are unable to make an arrest due to circumstances beyond their control, such as the death or suicide of the subject).

ASSAULTS ON LAW ENFORCEMENT OFFICERS TWENTY-FOUR HOUR TREND 2021



Time	Assaults
0:01-2:00	132
2:01-4:00	69
4:01-6:00	37
6:01-8:00	36
8:01-10:00	82
10:01-12:00	70
12:01-14:00	71
14:01-16:00	83
16:01-18:00	132
18:01-20:00	142
20:01-22:00	141
22:01-00:00	129
Total	1,124

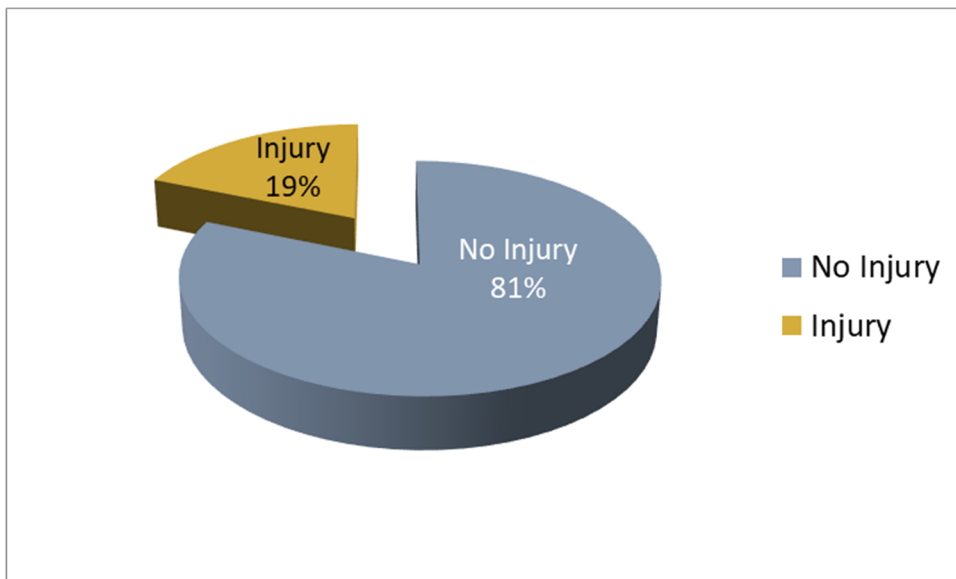
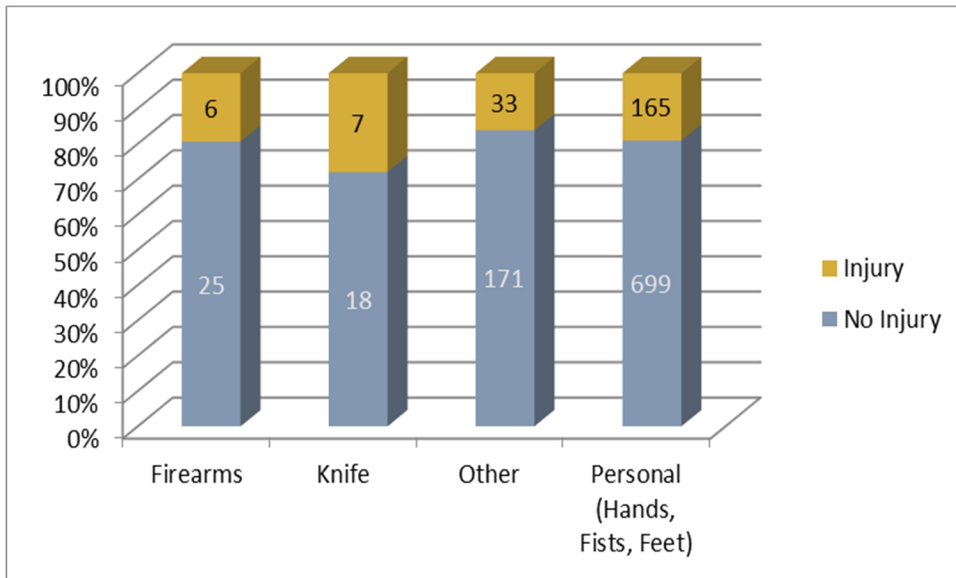
DAY VS. NIGHT ASSAULTS ON LAW ENFORCEMENT OFFICERS



Day = 06:01-18:00 Night= 18:01-06:00

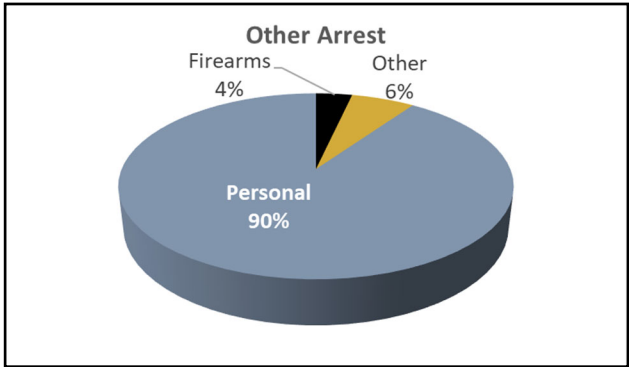
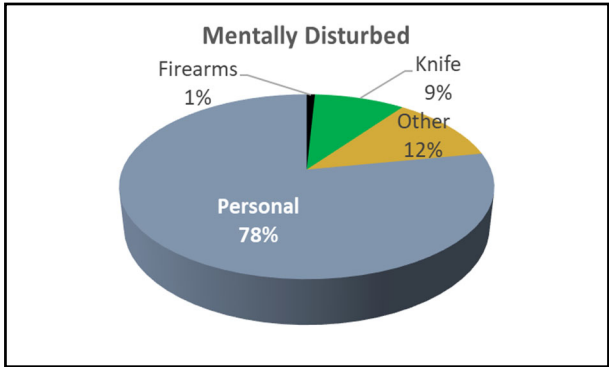
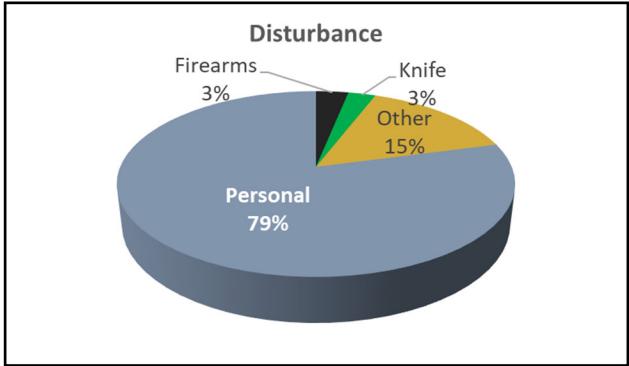
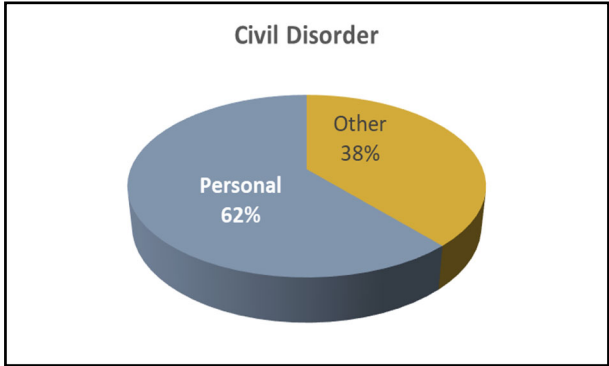
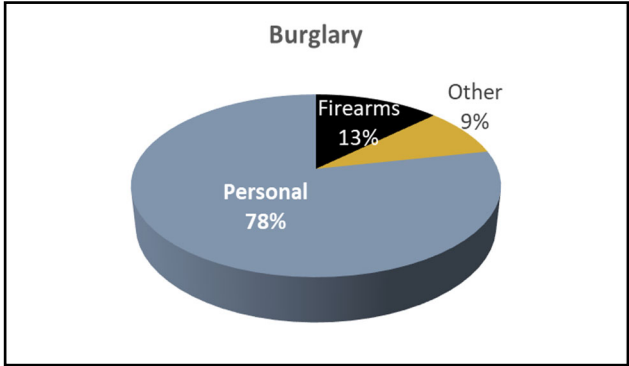
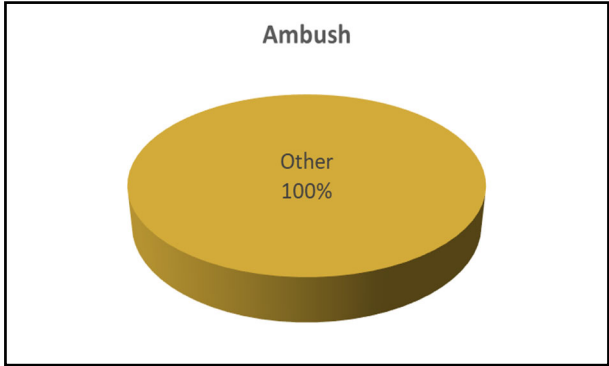
ASSAULTS ON LAW ENFORCEMENT OFFICERS OCCURENCE BY WEAPON WITH OR WITHOUT INJURY 2021

Weapon	Injury	No Injury	Total
Firearms	6	25	31
Knife	7	18	25
All Other	33	171	204
Personal (Hands, Fist, Feet)	165	699	864
Total	211	913	1,124



ASSAULTS ON LAW ENFORCEMENT OFFICERS WEAPON USE BY CIRCUMSTANCE 2021

Circumstance	Firearms	Knife	Personal (Hands, Fist, Feet)	All Other	Total
Ambush	0	0	0	2	2
Burglary	3	0	18	2	23
Civil Disorder	0	0	8	5	13
Disturbance	13	11	327	62	413
Mentally Disturbed	1	11	92	14	118
Other Arrest	4	0	102	7	113
Prisoners	0	0	73	30	103
Robbery	0	0	1	0	1
Suspicious	3	2	88	22	115
Traffic Stop	5	1	48	40	94
All Other	2	0	106	21	129
Total	31	25	863	205	1,124



ASSAULTS ON LAW ENFORCEMENT OFFICERS WEAPON USE BY CIRCUMSTANCE (continued) 2021

Circumstance	Firearms	Knife	Personal (Hands, Fist, Feet)	All Other	Total
Ambush	0	0	0	2	2
Burglary	3	0	18	2	23
Civil Disorder	0	0	8	5	13
Disturbance	13	11	327	62	413
Mentally Disturbed	1	11	92	14	118
Other Arrest	4	0	102	7	113
Prisoners	0	0	73	30	103
Robbery	0	0	1	0	1
Suspicious	3	2	88	22	115
Traffic Stop	5	1	48	40	94
All Other	2	0	106	21	129
Total	31	25	863	205	1,124

